






Introduction to the Florida Department of Juvenile Justice course




Module 1: Course Overview

Introduction to the Florida Department of Juvenile Justice- DJJ's Mission and Goals	Learners will be able to navigate the eLearning course and have a good understanding of the introduction to the Florida Department of Juvenile Justice
---	--




Title, Slide #	Media Files	Visual Instruction/Developer Notes	Page/Media Text (On Screen)	Audio File Narration
Introduction Scene 1 Slide 1	Image files of people smiling in business attire and DJJ Logo 	<ul style="list-style-type: none"> Text fades in Color of shape with logo and title-shade of blue (TBD) 	Introduction to the Florida Department of Juvenile Justice	"Welcome to the Introduction to the Florida Department of Juvenile Justice eLearning Course! Let's begin!"
Introduction Slide 2			Powtoon video	
Introduction Slide 3		<ul style="list-style-type: none"> Image with box and text 	What impact do you have on the lives of youth in the Department's care?	"What impact do you have on the lives of youth in the Department's care?"
Introduction Slide 4	Drop down menu	<ul style="list-style-type: none"> Drop down menu <p>Interactive drop-down menu where the user selects their program/department and there is a customized message explaining the impact they</p>	<p>Your work here helps shape brighter futures for the youth and families we serve. No matter your role or program area, you are an important part of the DJJ mission.</p> <p>Select your program area from the drop down menu to see</p>	<p>"Your work here helps shape brighter futures for the youth and families we serve. No matter your role or program area, you are an important part of the DJJ mission.</p> <p>Select your program area from the drop down menu to see how you and your team are</p>



		have on the youth and families that we serve.	how you and your team are making a meaningful impact in the lives of youth all across the state. What you do here at DJJ matters - more than you will ever know. 'Next' to continue.	making a meaningful impact in the lives of youth all across the state. What you do here at DJJ matters - more than you will ever know. 'Next' to continue."
Introduction Slide 5	Image of avatar George	<ul style="list-style-type: none"> Text fades in 	The Introduction to the Florida Department of Juvenile Justice eLearning course was designed to equip team members with a comprehensive understanding of the Department.	"The Introduction to the Florida Department of Juvenile Justice eLearning course was designed to equip team members with a comprehensive understanding of the Department."
Overview Slide 6	 Or other image TBD	<ul style="list-style-type: none"> Text fades in 	This course consists of four modules: 1. Course Introduction 2. Overview of the Organizational Structure of DJJ 3. Overview of DJJ's Direct Care Program Areas 4. Overview of Support Services (Programs supporting DJJ's direct care program areas)	"This course consists of four modules: 1. Course Introduction 2. Overview of the Organizational Structure of DJJ 3. Overview of DJJ's Direct Care Program Areas 4. Overview of Support Services (Programs supporting DJJ's direct care program areas)"
Menu Slide 7	none	<ul style="list-style-type: none"> Lesson Menu in shade of blue 	Course Menu Start with Module One! Text in buttons; Module 1: Course Introduction	"Welcome to the Course Menu!"

		<ul style="list-style-type: none"> Four interactive buttons for the 4 different modules 	Module 2: Overview of the Organizational structure of DJJ Module 3: Overview of DJJ's Direct Care Program Areas Module 4: Overview of Support Services	
Module 1 Scene 2 Slide 1	none		Module 1: Course Introduction	"Welcome to Module 1: Course Introduction!"
Module 1 Objectives: Slide 2	Image of lightbulb with text- "Learn"; 	<ul style="list-style-type: none"> Text fades in 	By the end of Module one, you will be able to: 1. Explain the importance of understanding DJJ as an organization 2. Describe the mission of DJJ and explain how this translates into the daily operations 3. Recognize the scope of DJJ Services	"By the end of Module one, you will be able to: 1. Explain the importance of understanding DJJ as an organization 2. Describe the mission of DJJ and explain how this translates into the daily operations 3. Recognize the scope of DJJ Services
Module 1 Slide 3	-Black slide with question mark	<ul style="list-style-type: none"> Text fades in 	Why is it important for you to understand DJJ as an organization?	"Why is it important for you to understand DJJ as an organization?"
Module 1 Slide 4		<ul style="list-style-type: none"> Text fades in Positive image of children and adults 	Understanding DJJ as an organization will help you: <ul style="list-style-type: none"> See how your role fits into the bigger picture Support youth and families more effectively Collaborate across program areas 	"Understanding DJJ as an organization helps you see how your role fits into the bigger picture. It allows you to better support the youth and families, collaborate effectively across programs, and make informed decisions that align with the DJJ mission."

			<ul style="list-style-type: none"> • Make informed, mission-aligned decisions 	
Module 1 Slide 5		<ul style="list-style-type: none"> • Positive image of teen and adult 	DJJ as an Organization (cont.) No matter your role or program area, you are an essential part of the DJJ mission.	“Every task you complete - whether behind the scenes or on the front lines with youth - your work helps support the youth and families in Florida. Together, we make a lasting impact, and it takes all of us working as one team to achieve real change.”
Module 1 Slide 6	Image question mark	<ul style="list-style-type: none"> • Text fades in 	How does your work make a difference?	“No matter your title or job role, your work contributes to something greater. Let’s take a closer look at the mission that unites us all.”
Module 1 Slide 7		<ul style="list-style-type: none"> • Text fades in 	DJJ’s Mission Statement: The mission of the DJJ is to enhance public safety through high-quality effective services for youth and families delivered by world-class professionals dedicated to building a stronger, safer Florida.	“The mission of the DJJ is to enhance public safety through high-quality effective services for youth and families delivered by world-class professionals dedicated to building a stronger, safer Florida.”
Module 1 Slide 8	-Black slide with question mark	<ul style="list-style-type: none"> • Text fades in 	How does DJJ’s Mission Translate into Daily Operations?	“How does DJJ’s Mission Translate into Daily Operations?” Select next to learn more
Module 1 Slide 9		<ul style="list-style-type: none"> • Text fades in 	The Impact of DJJ’s Mission:	“The mission of the Florida Department of

			1. Public Safety Focus 2. High-Quality, Effective Services 3. World-Class Professionals 4. Youth and Family-Centered Approach 5. Building a Stronger, Safer Florida	Juvenile Justice directly influences its daily operations by providing a clear framework for decision-making, program implementation, and interaction with youth and families. It shapes every part of the department's daily work. Each decision, program, and interaction are focused on improving public safety, providing high-quality services, and supporting youth and families to create a safer, stronger Florida."
Module 1 Slide 10	-Black slide with question mark	<ul style="list-style-type: none"> • Text fades in 	What services does DJJ provide?	"What services does DJJ provide?"
Module 1 Slide 11	text	<ul style="list-style-type: none"> • Text fades in • Arrows point to each line of text 	From Mission to Action <ul style="list-style-type: none"> • Prevention • Intervention • Secure detention • Residential programs 	"Our mission is more than just words. It is a guiding force behind all of the services we provide. Let's take a closer look at the main services that bring this mission to life."

Module 1 Slide 12		<ul style="list-style-type: none"> • Text fades in 	<p>DJJ's Services Provided</p> <ul style="list-style-type: none"> • Prevention programs for at-risk youth • Intervention services to address youth needs • Secure detention for youth in the justice system • Residential programs for rehabilitation and support 	<p>“DJJ provides prevention, intervention, detention, and residential services for at risk youth in Florida.”</p>
Module 1 Slide 13			<p>The scope of DJJ services is broad and designed to address the full range of needs for justice-involved youth.</p>	<p>“These services aim to promote rehabilitation, accountability, and successful reintegration into society. We work with families to support the youth’s rehabilitation.”</p>
Module 1 Slide 14			<p>Here are some examples of the scope of DJJ;</p> <ol style="list-style-type: none"> 1. Prevention and Intervention, 2. Intake and Assessment, 3. Probation and Supervision, 4. Residential Services, 5. Education and Vocational Training, 6. Mental Health and 	<p>“DJJ supports youth at every stage—from prevention and assessment to supervision and reentry. Along the way, youth receive education, job training, mental health care, and family support. It’s all about guiding them toward lasting, positive change.”</p>


			Substance Abuse Services, 7. Reentry and Aftercare, 8. Family Engagement and Support	
Module 1 Slide 15	Button Menu 	<ul style="list-style-type: none"> • Text fades in 	Let's take a closer look at the key goals and strategic priorities of the Department of Juvenile Justice. After each tab is visited, select 'Next' to continue.	"Let's take a closer look at the key goals and strategic priorities of the Department of Juvenile Justice. After each tab is visited, select 'Next' to continue."
Module 1 Slide 16		none	DJJ Top Priority Our top priority is to promote positive behavior in youth.	none
Module 1 Slide 17	none	none	Drag and Drop Activity Drag and drop the items that are considered key goals of DJJ into the appropriate folder. Next, drag and drop all of the additional items into the 'Incorrect' folder. When finished, select submit. Correct answers; Public Safety, Effective Services, Youth and Family, Rehabilitation	"Drag and drop the items that are considered key goals of DJJ into the appropriate folder. Next, drag and drop all of the additional items into the 'Incorrect' folder. When finished, select submit."

			Incorrect answers; Punishment, Frisk Searches, Less Meal Time, Imprinting Youth	
Module 1 Slide 18	Image of character- "George"	none	Module One Summary In this module, we have covered: <ul style="list-style-type: none"> •The importance of DJJ as an organization •The mission of DJJ •How DJJ's Mission Translates into Daily Operations •The scope of DJJ services 	none
Module 1 Slide 19	none	none	Quiz #1; What is one way DJJ helps prevent youth from returning to the justice system? A) By punishing all negative behaviors harshly B) By addressing the root causes of their behavior and providing tools for success C) By isolating youth from their families and communities D) By enforcing a zero-tolerance policy without support programs Correct Answer: B)	none

Module 2: Course Overview

Title, Slide #	Media Files	Visual Instruction/Developer Notes	Page/Media Text (On Screen)	Audio File Narration
Module2 Scene 3 Slide 1	none		Module 2: Overview of the Organizational Structure of DJJ	"Welcome to Module 2: Overview of the Organizational Structure of DJJ!"
Module 2 Objectives: Slide 2	Image character "George"	<ul style="list-style-type: none"> Text fades in 	<p>By the end of Module two, you will be able to:</p> <ul style="list-style-type: none"> Explain how the department is structured Identify the Executive Leadership Team and the Office of the Secretary Describe the direct care program areas within DJJ Distinguish the support service program areas 	<p>"By the end of Module two, you will be able to:</p> <ul style="list-style-type: none"> Explain how the department is structured Identify the Executive Leadership Team and the Office of the Secretary Describe the direct care program areas within DJJ Distinguish the support service program areas"
Module 2 Slide 3	-Black slide with question	<ul style="list-style-type: none"> Text fades in 	How is DJJ structured?	"How is DJJ structured? Select next to learn more"
Module 2 Slide 4	-Image TBD	<ul style="list-style-type: none"> Text fades in 	<p>The Organizational Structure of DJJ</p> <ol style="list-style-type: none"> Executive Leadership Team Program Areas within it <p>The Organizational Structure of DJJ</p>	Need VO here

			operates under a structured hierarchy designed to effectively manage juvenile justice services across the state.	
Module 2 Slide 5	-Image TBD	<ul style="list-style-type: none"> Text fades in 	<p>Welcome Message</p> <p>In this module you will:</p> <p>Explore the organizational structure of DJJ -Be introduced to the Office of the Secretary, the Executive Leadership Team (ELT), and the program offices under the Office of the Secretary</p>	<p>“Welcome to module 2! In this lesson, we'll explore the organizational structure of DJJ. You will get to know the Office of the Secretary, learn about key leadership positions that guide our strategic direction, and become familiar with the Executive Leadership Team. Let's get started!”</p>
Module 2 Slide 6	-Green organizational chart with buttons that you select to find out more information.		<p>Organizational Structure chart of the Office of The Secretary</p> <p>The introduction to the Executive Leadership Team and the Office of the Secretary chart consists of the Leadership Team and the Program Areas beneath it.</p> <p>Learners hover over the names of the programs and a brief description appears.</p> <p>(see word doc on the green menu chart for the content)</p>	

Module 2 Slide 7	<p>-Tabbed interaction</p> <p>- Images of professionals in offices</p>		<p>Tabbed interaction that introduces the four key leadership roles under the Office of the Secretary. This layout uses one base slide with clickable tabs that open layers for each role.</p> <p>We talk about the specifics of the various programs in this tabbed interaction. We have provided examples to help explain the Leadership Team and Program Areas more concretely.</p> <p>-----</p> <p>Click the tabs to learn more about the four leadership roles under the Office of the Secretary.</p> <p>(Please see the word doc about the Office of the Secretary with the info that goes in these tabs.)</p>	<p>“Click the tabs to learn more about the four leadership roles under the Office of the Secretary.”</p>
Module 2 Slide 8	<p>-Image of woman in business suit</p> 		<p>DJJ’s Executive Leadership Team (ELT)</p> <ul style="list-style-type: none"> • DJJ’s Executive Leadership Team (ELT), led by the Secretary, is responsible for guiding the agency's overall 	<p>“DJJ’s Executive Leadership Team (ELT) are responsible for setting the strategic direction of the Department and are also responsible for policy development and implementation. In essence, the ELT acts as</p>

			<p>mission of enhancing public safety through effective services for youth and families.</p> <ul style="list-style-type: none"> • This includes developing policies, managing resources, and overseeing the department's programs, as well as promoting leadership and professional development within the agency. 	the strategic and operational center of the Florida Department of Juvenile Justice, ensuring the agency effectively carries out its mission and serves the needs of Florida's youth and families.”
Module 2 Slide 9			<p>Drag n drop quiz here;</p> <p>The Secretary: Chief Executive Officer of the Department</p> <p>The Deputy Secretary: Second-in-command and agency-wide operational leader</p> <p>The Chief of Staff: Serves as a key advisor to the Secretary and acts as a coordinator</p> <p>The Deputy Chief of Staff: Supports the Chief of Staff and Secretary by providing leadership oversight</p>	none
Module 2 Slide 10			<p>Summary</p> <p>We’ve explored four key leaders within the Office of the Secretary - each helps provide strategic leadership and direction for the Department.</p>	“Let’s recap. In this section, we introduced four key leaders within the Office of the Secretary - The Secretary who serves as the Chief Executive Officer of the Department, providing

			<p>Together, their leadership shapes the direction of the agency, aligns all DJJ teams, and ensures that DJJ’s mission is carried out every day.</p>	<p>overall vision, leadership, and accountability. The Deputy Secretary is the second-in-command and leads agency-wide operations, ensuring alignment across all program areas. The Chief of Staff acts as a senior advisor to the Secretary, coordinating executive initiatives and managing high-level strategic priorities. The Deputy Chief of Staff supports the Chief of Staff in executing departmental initiatives and advancing agency goals through cross-functional collaboration. Together, this executive leadership team ensures cohesive governance, operational excellence, and the advancement of key priorities across the Department.”</p>
Module 2 Slide 3.11-3.24	-menu	-Interactive menu	<p>Explore the Offices Under the Office of the Secretary Tabs; Office of Communications, Office of Legislative Affairs, Office of Youth & Family Advocacy, Office of Human Trafficking Intervention.</p> <p>Select each button to learn more about the</p>	<p>“Select each button to learn more about the program areas under the Office of the Secretary”</p>


			<p>program areas under the Office of the Secretary</p> <p>(View the word doc on the Program areas to see the content)</p>	
Module 2 Slide 9.1	none	none	<p>Interactive knowledge check with a drag n drop quiz where they need to match a program office with a description.</p> <p>Office of Communications: Leads internal and external communication strategies.</p> <p>Office of Legislative Affairs: Primary liaison between the department and legislative bodies.</p> <p>Office of Human Trafficking Intervention: Provide tools to help DJJ learn how to respond to incidents.</p> <p>Office of Youth & Family Advocacy: Works with youth and families to foster communication.</p>	none
Module 2 Slide 9.2	-Image TBD	<ul style="list-style-type: none"> • Text fades in 	<p>Summary</p> <p>The Florida Department of Juvenile Justice (DJJ) is a statewide</p>	<p>“We explored the Florida Department of Juvenile Justice’s organizational structure, highlighting the central role of the</p>

			<p>agency dedicated to preventing youth delinquency and supporting rehabilitation through a continuum of care. Its coordinated services—including prevention, probation, detention, and residential programs—are delivered through regional and circuit-based operations to ensure statewide accessibility and impact.</p>	<p>Office of the Secretary and the key offices operating under its direction. As the guiding force of the agency, the Office of the Secretary provides strategic leadership, oversight, and vision. Supporting this mission is the Executive Leadership Team (ELT), a group of senior leaders who drive agency-wide alignment, accountability, and innovation. Together, they lead with a focus on evidence-based practices, cross-agency collaboration, and improving outcomes for youth, families, and communities across Florida.”</p>
Module 2 Slide 9.3	none	none	<p>Module 2 Summary In this module, we have covered:</p> <ul style="list-style-type: none"> • How the department is structured • The Executive Leadership Team and the Office of the Secretary • The direct care program areas within DJJ 	none

			<ul style="list-style-type: none"> • The support service program areas 	
Module 2 Slide 9.4	none	none	<p>Quiz #2 Multiple Choice Question; What are two leadership teams under The Office of The Secretary?</p> <ul style="list-style-type: none"> • A. Office of Communications and Office of Prevention • B. Office of Probation and Legislative Affairs and Communications • D. Office of Youth Advocacy & Family Intervention and Deputy Services <p>Correct;</p> <ul style="list-style-type: none"> • Deputy Chief of Staff and Office of Human Trafficking Intervention • Answer (C) 	none

Module 3: Overview of DJJ's Direct Care Program Areas

Title, Slide #	Media Files	Visual Instruction/Developer Notes	Page/Media Text (On Screen)	Audio File Narration
Module3 Scene 4 Slide 1	none		Module 3: Overview of DJJ's Direct Care Program Areas	"Welcome to Module 3"

Module 3 Objectives: Slide 2	Image of character "George"	<ul style="list-style-type: none"> Text fades in 	<p>By the end of Module three, you will be able to:</p> <ul style="list-style-type: none"> Describe the functions and responsibilities of each direct care program area Explain how the different direct care program areas work together to support juvenile rehabilitation and public safety 	<p>"By the end of Module three, you will be able to:</p> <ul style="list-style-type: none"> Describe the functions and responsibilities of each direct care program area Explain how the different direct care program areas work together to support juvenile rehabilitation and public safety"
Module 3 Slide 3	Black slide with question	<ul style="list-style-type: none"> Text fades in 	What are the four direct care program areas at DJJ?	What are the four direct care program areas at DJJ? Select next to learn more
Module 3 Slide 4		<ul style="list-style-type: none"> Text fades in 	<p>Direct Care Program Areas</p> <ul style="list-style-type: none"> Direct care program areas at DJJ are the core program areas that provide preventive measures, direct care, supervision, and rehabilitation services for youth. These programs support DJJ's mission to enhance public safety through prevention, intervention, and treatment 	"When we talk about direct care program areas at DJJ, we're talking about the heart of DJJ – these are the teams working directly with youth. These are the teams and programs that are there every day, guiding, supporting, and helping youth turn their lives around."

Module 3 Slide 5	Character "George"	Button menu	<p>Overview of DJJ's Direct Care Program Areas</p> <p>Select one of the direct care program areas to begin. After each tab is visited, select 'Next' to continue.</p> <ol style="list-style-type: none"> 1. Prevention Services 2. Probation and Community Intervention 3. Detention Services 4. Residential Services 	<p>"Overview of DJJ's Direct Care Program Areas</p> <p>Select one of the direct care program areas to begin. After each tab is visited, select 'Next' to continue."</p>
Module 3 Slide 6	none	none	<p>Tab 1:</p> <p>The Office of Prevention Services</p> <p>The Office of Prevention Services offers voluntary youth crime prevention programs throughout the state of Florida.</p> <p>Their focus is to divert youth from the system.</p>	<p>"The Office of Prevention Services works to address specific behavioral problems of at-risk youth and provide interventions for youth before they ever become involved with our system.</p> <p>Prevention Services targets youth who exhibit problem behaviors such as ungovernability, truancy, running away from home and other challenging behaviors."</p>
Module 3 Slide 7	none	none	<p>Tab 2:</p> <p>The Office of Probation and Community Intervention Services</p>	<p>"The function and responsibility of Probation and Community Intervention at DJJ is to supervise youth in the commu</p>

			<ul style="list-style-type: none"> They work with youth from the time they are arrested to the time they transition back into the community 	<p>nity who are on probation, while also connecting them with the support and services they need to succeed.</p> <p>They work with youth from the time they are arrested to the time they transition back into the community</p> <p>”</p>
Module 3 Slide 8	none	none	<p>Tab 3: Detention Services DJJ operates 21 juvenile detention centers.</p> <p>Note: There are 2 other detention facilities that are operated by local counties (Polk & Seminole)”</p>	<p>“DJJ operates 21 juvenile detention centers in Florida. Juvenile detention centers provide custody, supervision, education, medical services, mental health services, and substance abuse treatment to youth statewide. “</p>
Module 3 Slide 9	none	none	<p>Tab 4: Residential Services The Office of Residential Services provides continued care for adjudicated youth who are committed to the custody of the Department.</p> <p>Residential Services provides security, supervision, and programming based</p>	<p>"When a youth is committed to DJJ custody, that's where Residential Services steps in. Their role is to provide a safe, structured environment where youth can begin to heal and grow."</p> <p>"These facilities don't just offer supervision—they focus on treatment, education, and life skills. And when it's time for a youth to return to the community,</p>

			on the treatment needs of youth, followed by transition services for youth.	transition services help support that next step."
Module 3 Slide 10	Black slide with question	<ul style="list-style-type: none"> Text fades in 	What are the key responsibilities of the Direct Care Program Areas?	What are the key responsibilities of the Direct Care Program Areas?
Module 3 Slide 11		<ul style="list-style-type: none"> 	The Office of Detention Services is responsible for providing safe, secure, and temporary custody for youth who are awaiting court decisions or placement.	"The Office of Detention Services is responsible for providing temporary custody and a safe, secure place for youth while they wait for court decisions or placement.
Module 3 Slide 12	Image TBD	<ul style="list-style-type: none"> Text fades in 	Key responsibilities: <ul style="list-style-type: none"> Maintaining safety and order within detention centers. Monitoring youth 24/7 to ensure their physical and emotional well-being. 	"Detention team members play a key role in keeping the environment safe and orderly—every day, around the clock. They're also responsible for watching over the youth 24/7, not just for safety, but to support their emotional well-being too. It's about creating a stable space where structure and care go hand-in-hand."
Module 3 Slide 13	Image TBD	<ul style="list-style-type: none"> Text fades in 	The Office of Residential Services Key Responsibilities <ul style="list-style-type: none"> The Office of Residential Services provides continued care for 	"The Office of Residential Services is all about helping youth grow and move forward. That starts with individualized plans that focus on their needs and goals. Along

			adjudicated youth who are committed to the custody of the Department.	the way, youth gain real tools-like education, job training, and everyday life skills-to get ready for life. Residential Services help many youth create a stable path to a better future.”
		•	The main responsibility of Residential Services is to provide a structured, therapeutic environment for youth who have been committed by the court to longer-term care.	
Module 3 Slide 14	Image TBD	• Text fades in	The Office of Probation and Community Intervention Key Responsibilities This office is responsible for supervising youth who have been placed on probation or conditional release.	“The Office of Probation and Community Intervention works with youth to develop personalized case-by-case plans based on each youth’s needs and risk level. This plan might include counseling, community service, educational support, or substance abuse treatment. The goal is to address behavior early and reduce the likelihood of reoffending, keeping youth in the community when it’s safe and appropriate to do so.”

Module 3 Slide 15	Image TBD	<ul style="list-style-type: none"> Text fades in 	The Office of Prevention Services Key Responsibilities The Office of Prevention Services offers voluntary youth crime prevention programs throughout the state of Florida.	The Office of Prevention Services is the first component on DJJ's continuum of services. They are charged with providing statewide delinquency prevention services. Their main goal is to prevent youth from becoming involved with the juvenile justice system.
Module 3 Slide 16	Image TBD	<ul style="list-style-type: none"> Text fades in 	Their <u>focus</u> is to: <ul style="list-style-type: none"> Divert youth that pose no real threat to public safety Provide supportive and safe environments Provide youth and their families with positive alternatives to detention/incarceration 	
Module 3 Slide 17	Image TBD	<ul style="list-style-type: none"> Text fades in 	<ul style="list-style-type: none"> Provide crisis counseling and shelter for runaway, ungovernable, troubled, and habitually truant youth and their families. 	

			<ul style="list-style-type: none"> Award contracts/grants to agencies, community/family-based organizations 	
Module 3 Slide 18	Image TBD	<ul style="list-style-type: none"> Text fades in 	<p>The Office of Prevention Services provides the necessary resources to engage youth through many voluntary programs throughout the state of Florida. Some examples are;</p> <ul style="list-style-type: none"> The Florida Network of Youth and Family Services, Inc Florida Alliance for Boys and Girls Clubs, Inc Practical Academic Cultural Education (PACE) Center for Girls The Big Brothers Big Sisters Association of Florida, Inc 	
Module 3 Slide 19	Black slide with question	<ul style="list-style-type: none"> none 	How do the Direct Care Program Areas work together?	
Module 3 Slide 20	Image TBD	<ul style="list-style-type: none"> Text fades in 	Prevention services work on the front-end as a proactive measure to reduce	Prevention services programs work with at-risk youth through schools and

			risks and minimize the likelihood of delinquent behavior.	communities. They help provide services for mentorship, substance abuse education, and family counseling to address delinquent behavior. These programs help keep many youth from becoming further involved with DJJ.
Module 3 Slide 21	Image TBD	<ul style="list-style-type: none"> Text fades in 	Detention Services and Residential services both provide education, safety, and security for youth.	Detention Services and Residential services both provide safe and secure placement for youth. These program areas also both provide education and training opportunities.
Module 3 Slide 22	Image TBD	<ul style="list-style-type: none"> Text fades in 	Probation and Community Intervention works to supervise youth in the community as an alternative to incarceration.	Probation services are designed to help youth learn to be accountable for their actions. Probation officers supervise youth in the community as an alternative to having them go to a juvenile detention center. Probation services is now working more closely with Detention services to ensure seamless services.
Module 3 Slide 23	Image TBD	<ul style="list-style-type: none"> Text fades in 	What do all four of the direct care program areas have in common?	All four of the direct care program areas work to provide care and support to the youth that we serve.
Module 3 Slide 24	Image TBD	<ul style="list-style-type: none"> Text fades in 	Summary: <ul style="list-style-type: none"> Prevention - proactive measure of keeping youth out of the system. 	

			<ul style="list-style-type: none"> • Detention Services - short-term placement for safety. • Residential Services— short- or long-term placement for higher risk youth • Probation and Community Intervention - community based interventions 	
Module 3 Slide 25	Image TBD	<ul style="list-style-type: none"> • Text fades in 	<p>Wrap up</p> <ol style="list-style-type: none"> 1. Detention Services 2. Probation and Community 3. The Office of Prevention Services Intervention 4. The Office of Retention Services 	<p>“Each of the four direct care program areas play a different role, but together, they work toward one goal: helping youth make better choices and move forward with a brighter future.”</p>
Module 3 Slide 26	none	none	<p>Drag and Drop Activity answers;</p> <p>Prevention Services:</p> <p>Targets youth who exhibit problem behaviors such as ungovernability, truancy, & running away from home.</p>	none

			Probation and Community Intervention: Works with youth from the time they are arrested to the time they transition back into the community. Detention Services: Provides custody, supervision, education, and mental health/substance abuse to juveniles. Residential Services: Provides security and programming based on the treatment needs of committed youth.	
Module 3 Slide 27	Character "George"	none	Module 3 Summary In this module, we have covered: <ul style="list-style-type: none"> • The direct care program areas within DJJ • The different services offered in each program area • How different program areas work together to support juvenile rehabilitation 	"In this module, we have covered: <ul style="list-style-type: none"> • The direct care program areas within DJJ • The different services offered in each program area • How different program areas work together to support juvenile rehabilitation
Module 3 Slide 28	none	none	Quiz #3 Multiple Choice Question; What direct care program area provides safe, secure, and	none

			<p>temporary custody for youth who are awaiting court decisions or placement?</p> <p>Incorrect;</p> <ul style="list-style-type: none"> • B. The Office of Probation Services • C. The Office of Probation Services • D. The Office of Prevention Services <p>Correct;</p> <ul style="list-style-type: none"> • A. The Office of Detention Services <p>Answer (A)</p>	
--	--	--	---	--

Module 4: Overview of Support Services (Programs supporting DJJ's direct care program areas)

Title, Slide #	Media Files	Visual Instruction/Developer Notes	Page/Media Text (On Screen)	Audio File Narration
Module 4 Scene 5 Slide 1	none		Module 4: Overview of Support Services (Programs supporting DJJ's direct care program areas)	"Welcome to Module 4: Overview of Support Services!"
Module 4 Objectives: Slide 2	Image of character "George"	<ul style="list-style-type: none"> • Text fades in 	<p>By the end of Module two, you will be able to:</p> <ul style="list-style-type: none"> • Describe the functions and responsibilities of each support 	<p>"By the end of Module two, you will be able to:</p> <ul style="list-style-type: none"> • Describe the functions and responsibilities of each support service program area

			<p>service program area</p> <ul style="list-style-type: none"> • Explain how the different support service program areas work together to support juvenile rehabilitation and public safety 	<ul style="list-style-type: none"> • Explain how the different support service program areas work together to support juvenile rehabilitation and public safety”
Module 4 Slide 3	<p>-Black slide with question</p> <p>-Avatar narrating</p>	<ul style="list-style-type: none"> • Text fades in 	What are the Support Services at DJJ?	<p>“What are the Support Services at DJJ?”</p> <p>Select next to learn more</p>
Module 4 Slide 4	none	<ul style="list-style-type: none"> • none 	<p>Purple Menu with Support Service Programs at DJJ- 11 buttons;</p> <p>Support Service Programs at DJJ</p> <p>Accountability and Program Support</p> <p>Administrative Services</p> <p>Education</p> <p>Florida Youth College</p> <p>Florida Youth Foundation</p> <p>Florida Scholars Academy</p> <p>General Counsel</p> <p>Health Services</p> <p>Inspector General</p> <p>Research, Data, & Innovation</p> <p>Talent, Leadership & Culture</p>	none

			<p>Choose from the purple buttons to learn about the different service programs.</p> <p>Note: (These are a short summary of the program's main purpose and key functions, then we provided details of what they do and who all they support in the dept, then we included a short 'Did you know?' cool neat fact about the program area to help make it more memorable.)</p>	
Module 4 Slide 10.1	-Image TBD	<ul style="list-style-type: none"> • Text fades in 	<p>How These Departments Work Together.</p> <p>For example:</p> <ul style="list-style-type: none"> • The Bureau of Human Resources is collaborating now with the Office of Talent, Leadership, and Development on this course • OAPS identifies improvement areas through audits and reviews, while Administrative Services provides the resources— budgeting, HR, IT, and 	

			contracting—to act on them. Together, they ensure DJJ programs are compliant, efficient, and continuously improving.	
Module 4 Slide 10.2	-Image TBD	<ul style="list-style-type: none"> Text fades in 	How These Departments Work Together <ul style="list-style-type: none"> For example: <ul style="list-style-type: none"> The Bureau of Human Resources is collaborating now with the Office of Talent, Leadership, and Development on this course OAPS identifies improvements through audits and reviews, while Administrative Services supplies the resources to act on them—ensuring DJJ programs stay compliant, efficient, and evolving. 	
Module 4 Slide 10.3	-Image TBD	<ul style="list-style-type: none"> Text fades in 	How These Departments Work Together <p>For example:</p> <ul style="list-style-type: none"> Florida Scholars Academy and Florida Youth Foundation collaborate by: Funding essentials 	

			<p>like GED testing fees, school supplies, clothes, and laptops so students can focus on education.</p> <ul style="list-style-type: none"> • FYF supports FSA graduates with scholarships and postsecondary pathways—helping students overcome barriers and succeed beyond the classroom. 	
Module 4 Slide 10.4	-Image TBD	<ul style="list-style-type: none"> • Text fades in 	<p>How These Departments Work Together</p> <ul style="list-style-type: none"> • For example: <ul style="list-style-type: none"> • General Counsel and Administrative Services collaborate to review contracts, guide HR, procurement, and budgeting, and ensure transparency—OGC sets the rules, Admin Services keeps operations running within them. • Health Services delivers care, while the Inspector General ensures it's appropriate—together, they uphold standards, investigate issues, 	

			and monitor corrective actions.	
Module 4 Slide 10.5	-Image TBD	<ul style="list-style-type: none"> Text fades in 	How These Departments Work Together For example: <ul style="list-style-type: none"> The Office of Research, Data, & Innovation (ORDI) provides data and insights to guide decisions across DJJ. ORDI supports departments by tracking performance, spotting trends, and guiding strategic planning—driving data-informed improvements across programs, policies, and resources. 	
Module 4 Slide 10.6	Character “George”	<ul style="list-style-type: none"> Text fades in 	Module 4 Summary In this module, we have covered: <ul style="list-style-type: none"> The functions and responsibilities of each support service program area How the different support service program areas work together to support juvenile rehabilitation and public safety 	“Module 4 Summary In this module, we have covered: <ul style="list-style-type: none"> The functions and responsibilities of each support service program area How the different support service program areas work together to support juvenile rehabilitation and public safety”

Module 4 Slide 10.7	none	<ul style="list-style-type: none"> • none 	<p>Quiz question #4</p> <p>What is The Office of Talent, Leadership and Culture's special program initiative called?</p> <p>A) Pathway to Impact B) The LEAD Institute c) Florida Youth College D) Florida Youth Foundation</p> <p>Correct answer is B</p>	none
Module 4 Slide 7.1	Character "George"	<ul style="list-style-type: none"> • Text fades in 	<p>Recap of take aways</p> <p>In these modules, we have covered:</p> <ul style="list-style-type: none"> • 'The Big Picture' and the importance of understanding DJJ as an organization • The organizational structure of DJJ • The direct care program areas within DJJ and the different services offered 	
Module 4 Slide 7.2	none	none	Quiz #6	
Module 4 Slide 7.3	none	<ul style="list-style-type: none"> • Text fades in 	<p>Message to all DJJ Team Members!</p> <p>Within the Florida Department of Juvenile Justice, you're not just starting a job - you're stepping into a</p>	

			<p>purpose driven career that has the power to transform lives, including your own. Here, every role plays a part in shaping brighter futures for Florida's youth and families. Whether you're working directly with youth or supporting behind the scenes, your contributions will ripple outward in meaningful ways. Just as we believe in the potential of every youth we serve; we believe in your potential too.</p> <p>Click next to continue with the message</p>	
Module 4 Slide 7.4	none	<ul style="list-style-type: none"> Text fades in 	<p>Message to all DJJ Team Members (cont.)</p> <p>There are endless paths for growth within DJJ - many people here have gone from front line work and moved up to positions of leadership. Every day offers a new chance to learn-not just about policies or</p>	

			<p>procedures, but about people, resilience, and the power of change. Whether you're mentoring a youth, attending a training like this, or refining your leadership skills, the journey is never stagnant. The work won't always be easy, but it will always be worth it. Lean in. Ask questions. Serve boldly. And know that you are now part of something bigger - you are part of the DJJ mission. Welcome to the team!</p>	
--	--	--	--	--